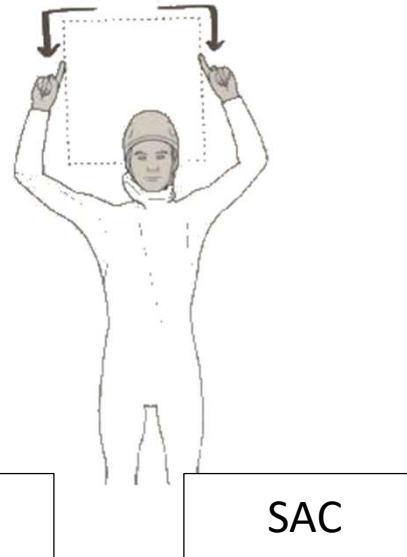

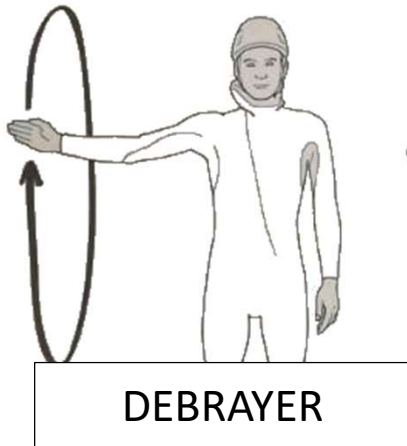




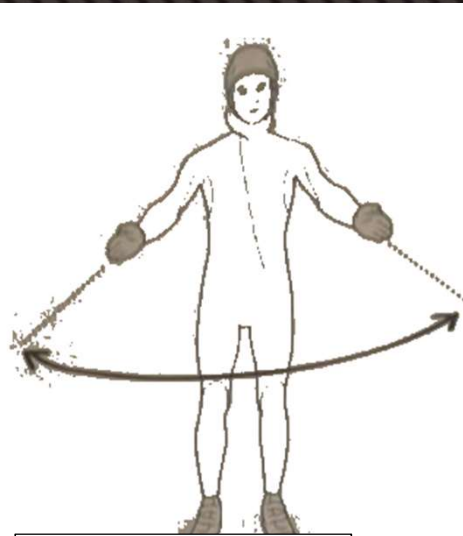
COMMUNICATION

Signes de communication du canyoneur



COMMUNICATION

Signes de communication du canyoneur



ZONE DE SAUT



PROFONDEUR

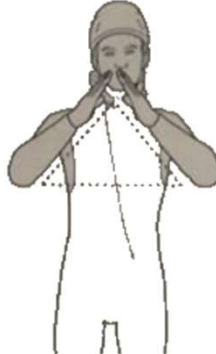
OU



PROFONDEUR



GLISSANT



CAILLOU / ROCHER



A DROITE ou A GAUCHE

COMMUNICATION

Communication sonore

1 coup=STOP

2 coups=LI - BRE / O-K

3 coups =DE – BRA - YE

4/5 coups=ATTIRER L'ATTENTION / SIGNALER UN PROBLEME

